



HT 28 RANGE

A BLEND OF PRECISION AND STURDINESS

Haulotte 

APPLICATIONS

HT28 RANGE: DESIGNED FOR ALL YOUR APPLICATIONS

BUILDING WORKS AND FINISHINGS

- > Steelwork, cladding, etc.
- > Electricity, HVAC, insulation, painting, etc.



MAINTENANCE

Plumbing, electricity, HVAC, insulation, painting, industrial cleaning, etc.



RENOVATION AND INSPECTION WORK



THE VERSATILE HT28 RANGE EASILY ADAPTS TO ALL PROJECTS

SHIPYARD CONSTRUCTION



MINING OPERATIONS



LANDSCAPING AND TREE SURGERY



COMBINING PRECISION & STURDINESS



Has become possible thanks to the **HT28 RANGE**

For users, comfortable operation is essential when working at a height of 28 meters. These telescopic booms offer unparalleled flexibility and precision, giving users greater confidence and letting them **reach the desired work area quickly and safely.**

The HT28 range was also designed to withstand intensive use while offering stress-free maintenance.

Haulotte is thus looking to address one of your main concerns: **a durable machine that requires little maintenance.**

THE HT28 RANGE COMBINES THE PRECISION OPERATORS DEMAND... WITH THE STURDINESS RENTAL COMPANIES WANT!

HT28 RANGE: 10 KEY FACTS

1

HAULOTTE ACTIV'LIGHTING SYSTEM ^{NEW}

Lighting system for loading / unloading the boom in low-visibility conditions

> Safe maneuvering even at dawn or dusk

2

BEST IN CLASS HORIZONTAL OUTREACH

Users can reach even the most inaccessible work areas

> Greater productivity for operators

3

BOOM RIGIDITY

No jerking or swaying

> Optimal stability and a feeling of safety for users

4

HAULOTTE SMOOTH PROPORTIONAL MOVEMENTS ^{NEW}

Smooth and flexible movements with no jolts

> True driving comfort

5

EXTENDED LIFESPAN FOR PARTS AND ASSEMBLIES

Anticorrosion treatment to withstand wear and tear

> 3x greater durability

^{NEW}

HAULOTTE ACTIV'SCREEN

Key information available for users and technicians (alarm display, malfunctions, maintenance alerts, etc.)

> Downtime reduced to a bare minimum

6

TELEMATICS READY

Universal telematic connector that adapts to any type of telematic device for fleet management

> Save time and stay informed remotely

7

^{NEW}

HAULOTTE STOP EMISSION SYSTEM

Automatically stops and restarts boom engine, reducing engine use by up to 20%

> Decrease TCO and allow a higher residual value

8

MODULAR PLATFORM / HOODS

Platform and cover hoods made up of separate and easily dismantled components

> Quick, simple and economical

9

EXTENDED MAINTENANCE INTERVALS

Periodic maintenance operations (diesel filter, engine oil filter, oil change) scheduled every 500 hours

> Save time and money

10




Haulotte 
ACTIV' SHIELD™ ^{NEW}
B A R



GUARANTEED SAFETY

HOW CAN WE FACILITATE BOOM TRANSPORT?

Haulotte 
ACTIV' LIGHTING SYSTEM 



Loading and unloading the boom on a truck is always a delicate procedure, and even more so in conditions of limited visibility, such as at dawn or dusk.

To simplify this procedure while enhancing user safety, Haulotte developed an innovative and ultra-high-performance lighting system, **ACTIV'Lighting System-Safe Load**. The HT28 range is the first to feature this system.

Located at several points around the machine, this lighting system illuminates controls and the area around the boom. **Users can thus safely carry out their maneuvers.**

WHAT IS THE NUMBER ONE PRIORITY FOR USERS WORKING AT HIGH ELEVATIONS?

➤ SMOOTH AND FLEXIBLE MOVEMENTS



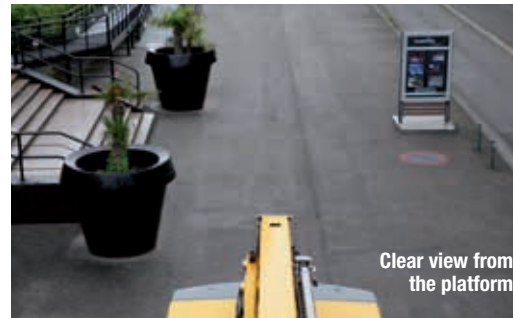
It is essential to feel safe when working at heights for hours on end, especially in sensitive or confined spaces.

That is why a great deal of attention was focused on guaranteeing smooth and flexible movements for the boom.

No more jolts, just fluid motion: absolute comfort for users!

HOW CAN WE REDUCE RISKS OF COLLISION?

➤ VERTICAL JIB



Due to the size of the boom, users may lack visibility when driving, potentially causing accidents.

To avoid this problem, the jib can be raised to a vertical position even when the machine is moving at full speed; **users benefit from greater visibility and save time in their maneuvers!**

HOW CAN WE ELIMINATE THE RISK OF HIGH-ELEVATION USERS BEING CRUSHED?



The HT28 range is equipped with a secondary guarding system: the HAULOTTE ACTIV'Shield® Bar 2.0 (standard or optional depending on models).

This removable bar offers additional protection, **shielding users from any risk of crushing without compromising productivity.**

This evolution guarantees better ergonomics, enhanced robustness and simpler system, perfectly integrated into the upper control box cover.

GREATER PRODUCTIVITY

WHERE TO FIND A QUICK AND POWERFUL TELESCOPIC BOOM?

> GREAT OUTREACH + SPEED OF EXECUTION



To make life easier for users who sometimes have to work for hours at heights, Haulotte took care to design a telescopic boom that keeps its promises:

- > With a **maximal outreach of nearly 24 m for the 28 m model**, users can reach even the most inaccessible work areas.
- > Thanks to perfectly simultaneous movements, the telescopic boom quickly extends to full height, saving considerable time to reach the work area.

ARE YOU LOOKING FOR A BOOM THAT OFFERS UNPARALLELED PERFORMANCE, EVEN ON CHALLENGING TERRAIN?

➤ ALL-TERRAIN CAPACITY



The HT28 range was designed to move easily, even on rough terrain or inaccessible areas. It offers the following advantages:

- > an oscillating axle for superior ground adhesion;
- > hydraulic differential wheel lock to effectively distribute power to the wheels;
- > high ground clearance to get over obstacles;
- > a smaller turning radius and a well-dimensioned frame to maneuver in confined spaces;
- > gradeability up to 45%.

These new telescopic booms are true all-terrain machines!

ARE THERE OPTIONS TO WORK MORE EFFECTIVELY?

➤ OPTIONAL EQUIPMENT




Some equipment is particularly cumbersome or difficult to transport at heights (window panes, plumbing pipes, etc.). To make life easier for users, Haulotte designed **several kits*** suited for specific applications:

- > Glazier kit
- > Plumbing kit
- > Shipyard package

*list not exhaustive

IS IT POSSIBLE TO CARRY EVEN MORE EQUIPMENT IN THE PLATFORM?

➤ DUAL LOAD CAPACITY



Due to machine weight limits, users cannot always load all of their equipment at once.

The HT28 range addresses this issue by including a 230 kg / 350 kg dual load capacity as an option.

Configurable from the upper control box, it makes it possible for users to transport all their tools without having to travel back and forth all day between the ground and their work area!

In 350 kg mode, the platform can accommodate **an extra 40% of equipment by weight**; yet another advantage to save time and make headway in your work.



3



“ **REDUCE NOISE
AND ENVIRONMENTAL
POLLUTION** ”

MAXIMUM COMFORT

IS IT POSSIBLE TO WORK WITH A HEALTHY MIND
AND A HEALTHY BODY?

Haulotte 
STOP EMISSION
SYSTEM

NEW



Indeed it is, because the HT28 range is the first to be equipped with the innovative STOP Emission System. This system automatically puts the machine in stand-by after an extended period of inactivity.

This offers a dual benefit:

- > The machine causes **much less pollution**, thereby reducing respiratory risks for users, particularly in closed spaces where exhaust emissions often stagnate.
- > The machine produces **up to 20% less noise**, making for greater comfort for both users and people in the surrounding area: a considerable benefit when working in sensitive areas (hospitals, schools, office buildings, etc.).



HAVE YOU EVER OPERATED A BOOM AT A HEIGHT OF MORE THAN 25 METERS?

➤ BOOM RIGIDITY



At such heights, it is essential for users to trust their machine if they are to work effectively and with piece of mind.

That is why these telescopic booms are equipped with a rigid boom to avoid jerks and the “spring effect”, liable to generate a feeling of danger.

With the HT28 range, users can work with complete peace of mind!

➤ ERGONOMIC CONTROLS




The upper control box was designed to carry out elevation and drive movements with accuracy and precision.

As a result, users have complete control over their movements, thus making for a **greater feeling of security and confidence.**

HOW CAN WE SIMPLIFY TASKS FOR PROFESSIONALS WORKING AT HEIGHTS?

➤ TOOL TRAY



Professionals working at heights must be able to take their tools and equipment with them.

The HT28 range is thus equipped with a standard tool tray featuring several compartments: **practical for carrying and ensuring easy access to equipment.**

A highly spacious corner tool tray is also available as an option.



ENHANCED DURABILITY

ARE YOU LOOKING TO MAXIMIZE THE RESIDUAL VALUE OF YOUR MACHINE?

➤ PARTS AND ASSEMBLIES LAST LONGER



➤ Anticorrosion treatment: all axles and fasteners are treated to inhibit corrosion due to severe weather conditions (extreme differences in temperature, humidity, etc.). As a result, parts last three times longer!


➤ Paint treatment: painted parts are treated to withstand wear and tear.

The boom is thus more durable... and maintains greater resale value.

ARE YOU LOOKING TO AVOID BREAKAGE, THE NUMBER ONE CAUSE OF MACHINE DOWNTIME?

IS MACHINE RELIABILITY A PRIME REQUIREMENT FOR YOU?


➤ REINFORCED HOODS



To withstand the test of time, impacts and damage during transport, cover hoods feature a metallic framework for extreme rigidity and sturdiness.

By eliminating the risk of hoods being cracked or pulled off, repair costs are reduced.

➤ DESIGNED FOR SUPERIOR RESISTANCE TO BREAKAGE



- ➊ The upper control box is protected from soiling and inclement weather thanks to a highly resilient protective housing featuring shape memory.
- ➋ The weighing system, protected within the connecting piece between the platform and jib, will not suffer damage should the platform collide with outside objects.
- ➌ Located inside the frame, steering rods are protected in case of impact.

➤ HIGH-QUALITY COMPONENTS



For each component, Haulotte chose suppliers recognized for their reliability and the quality of their products. With locations worldwide, they can quickly provide you with the spare parts you need, anywhere in the world.

Naturally, you can also order spare parts directly on our online platform (<http://easy-haulotte-spares.com/>).



5

“ EASIER ACCESS
TO MACHINE
DIAGNOSTICS ”



EASY MAINTENANCE

ARE YOU LOOKING FOR QUICK AND EASY ACCESS
TO BOOM CONFIGURATION AND DIAGNOSTICS?

Haulotte 
ACTIV' SCREEN 

ON-BOARD DIAGNOSTIC SYSTEM




The HT28 range is equipped with the ACTIV'Screen on-board diagnostic system, a comprehensive tool that provides access to:

- > details and the complete malfunction resolution procedure;
- > machine settings;
- > maintenance alerts and service intervals;
- > modifications of general settings such as interface language and units of measurement.

Haulotte ACTIV'Screen acts as a veritable assistant, supporting users daily in carrying out maintenance operations.

ARE YOU LOOKING TO REMOTELY MANAGE YOUR FLEET OF MACHINES?

> TELEMATICS READY



For fleet management the HT28 range is equipped with a universal telematics connector as standard. As it adapts to any type of telematic system, it allows you to quickly connect your own telematics devices to the Haulotte machines. **It gives you the capacity to manage all your equipment without being obliged to use a specific telematics solution.** Once your telematic system is connected, it allows you to determine the number of hours of operation, maintenance alerts and even geolocate the machine remotely.

ARE YOU LOOKING TO SIMPLIFY MACHINE MAINTENANCE OPERATIONS?

> SWING-OUT ENGINE TRAY



The HT28 range is equipped with a swing-out engine tray for direct access to key components. You thus save time and energy when servicing your machine! **It's quick, easy and convenient.**

ARE YOU LOOKING TO REDUCE DOWNTIME TO A BARE MINIMUM?

> QUICK DISASSEMBLY OF BOOM CYLINDER



Some repairs require removal of the boom cylinder: a laborious process that often takes several days. On the HT28 range, the boom cylinder can be disassembled quickly without disassembling the boom itself: **half a day is all it takes!**



COST EFFICIENCY

DO YOU WANT TO SIGNIFICANTLY IMPROVE
THE T.C.O. OF YOUR MACHINE?

Haulotte 
STOP EMISSION SYSTEM 



When operators are working at height, the engine often runs for no reason, resulting in the hourmeter counting hours unnecessarily. That is why the HT28 range is equipped with the innovative STOP Emission System that automatically stops and restarts the engine.

The system reduces use of the engine and peripheral components by up to 20%, **thereby extending the life of your engine and assuring higher residual value.**

In addition, by decreasing fuel consumption, operating costs are lowered.

ARE YOU LOOKING TO REDUCE SERVICE COSTS?

> MODULAR BASKET AND HOODS




The basket and cover hoods are made up of easily dismantled components.

In the event of wear, you need only replace the damaged part rather than the entire assembly: **simple, quick and more economical.**

ARE YOU LOOKING TO REDUCE THE OPERATING COST OF YOUR TELESCOPIC BOOM?

> EXTENDED MAINTENANCE INTERVALS



The HT28 range features a Kubota engine, with periodic maintenance operations (diesel filter, engine oil filter, oil change etc.) scheduled **every 500 hours: a great way to save time and money!**

ARE YOU LOOKING TO REDUCE DOWNTIME AND SIMPLIFY MANAGEMENT OF YOUR SPARE PARTS INVENTORY?

> STANDARDIZED COMPONENTS



Several parts and assemblies are now standard on all Haulotte booms: upper control box, basket, weighing system, filters, etc.

That means fewer spare parts to manage and optimized service rates!

OPTIONS & MODELS

MAIN OPTIONS AVAILABLE*

Main options available to meet your every need:

PRODUCTIVITY

- > Glazier kit
- > Plumbing kit
- > Air line in the platform
- > Working light
- > Non-marking tires
- > Hostile environment kit
- > Lateral swing door

ENERGY

- > Hydraulic generator 3.5, 6.5 or 12 kW
- > 230 V electrical outlet in the platform

CLIMATE AND ENVIRONMENT

- > Cold weather package
- > Arctic package
- > Warm environment package:
 - hydraulic oil + cooler
- > Biodegradable hydraulic oil
- > Anti-overspeed kit (spark arrestor, electric one-way valve)

**Availability of options varies by region*





Haulotte

La Peronnière
BP 9
42152 l'Horme
France

Tel: +33 (0)4 77 29 24 24
Fax: +33 (0)4 77 29 43 95
haulotte@haulotte.com
www.haulotte.com



4000600830 - Photos: Haulotte, Matias-ANTONIASSI - Shutterstock • Non contractual images • Edition 11/2016 • Lovently 13336e - 12/2016

